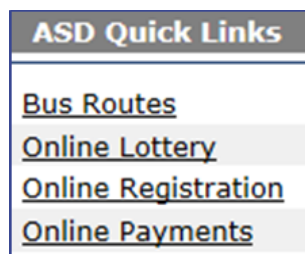
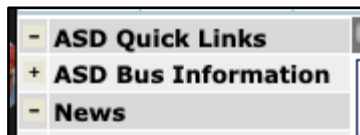


Matrícula en Línea en Conexión para Padres

Este documento muestra los pasos y pantallas que los padres deben seguir para hacer la matrícula en línea empezando desde el inicio de sesión en [ParentConnection](#).


ASD Quick Links

Haga clic en el **signo más** junto a **ASD Quick links** para expandir esta sección, luego seleccione **Online Registration (Matrícula en Línea)**.



Pantalla Principal

Seleccione el botón verde **Register (Matricular)** que aparece al lado del estudiante que desea matricular. (Nota: después de que un estudiante haya sido matriculado, el botón verde register cambia a **Registered-Matriculado**).

 **Online Registration 2017-2018**

The Registration Window is open 12/11/2016 to 8/1/2017.
If one or more of your children are not listed below or not returning to ASD, please contact their school.

<input type="text" value="Sibling Test"/>	Registered
School : Abbott Loop Elementary Grade Level : 3	Student was registered by Test, ParentMother on 4/18/2017
<input type="text" value="Student Test"/>	Register
School : Abbott Loop Elementary Grade Level : 3	Not started

Pantalla Información del Estudiante

En esta pantalla se puede hacer cualquier cambio en el **número de celular y el correo electrónico del estudiante**. Normalmente, esta información se necesita solamente para estudiantes de secundaria (Bachillerato y Educación Media).

The screenshot shows the 'Information' tab of a student profile form. The form is divided into several sections: Personal Information (First Name, Middle Name, Last Name, Suffix, Other Name), Demographics (Gender, Ethnicity, Date Of Birth, Birthplace, Home Language, Primary Language), and Address (Residence Address, Mailing Address). Below this, there is a note: 'If any of the above information is incorrect, please contact your child's school. Please, complete the information below.' The 'Primary Phone' section includes a text input field with '(907) 111-1111', a dropdown menu set to 'Cellular', and a 'Delete' button. The 'Student Email Address' section has a text input field with 'studentemail@yahoo.com'. The 'Student Direct Phone' section has a text input field and a note: '(This optional number is for students taking online courses through ASD iSchool)'. There are two checkboxes: 'Check this box if there is a court order in effect for the student.' and 'Is your child home schooled, private schooled or foreign exchanged? If so, please indicate type of schooling:'. At the bottom, there are 'Previous' and 'Next' buttons.

Pantalla de Editar el Contacto Principal

Solamente para editar **contactos principales (padres/guardianes)**, no para contactos de emergencia. (Nota: Debe haber una dirección de trabajo en la lista a menos que la casilla **No Employment** [Sin empleo] esté marcada).

The screenshot shows the 'Contacts' tab of a student profile form. The form is divided into several sections: Personal Information (Title, First Name, Middle Name, Last Name, Suffix), Home Address, Phone Numbers (two entries with phone numbers, extensions, types, and delete buttons), Employer (Employer, Occupation, No Employment checkbox), Work Address (Work Address Line 1, Address Line 2, City, State, Zip), Military Affiliation (dropdown menu), and Release/Access options (Do Not Release, Portal Access). At the bottom, there are 'Previous' and 'Next' buttons.

Contactos de Emergencia


Los contactos de emergencia son personas distintas al padre/guardián. No ponga un contacto principal como contacto de emergencia. Los contactos principales siempre se llaman primero.

Information → **Contacts** → Agreements → Summary → Confirmation

Emergency Contacts

Please review and update your student's emergency contact information.

	Name	Relationship	Type	Notes
1	Test	Grandma	-- Select --	
	Phone Number:	Extension:	Type:	Notes:
	(802) 775-7777		Cellular	She is the best Grandma ever.
			Home	
			Work	
2			-- Select --	
	Phone Number:	Extension:	Type:	Notes:
			Home	
			Work	
			Cellular	



Pantallas de Acuerdos

Este tipo de pantalla puede variar según el grado y la escuela. Vea algunos ejemplos a continuación.

We take the health concerns of your student seriously. Please read the following questions carefully. We want to make sure your child is properly cared for.

1. RELEASE OF HEALTH INFORMATION

The disclosure of health information within the school is limited to information necessary to serve the student's health and education interests. Your voluntary agreement gives permission for the nurse to inform school staff of precautions and procedures necessary to protect your child at school and foster academic success.

Yes, I agree
 No, I disagree

Internet Agreement

We are pleased to offer students in the Anchorage School District access to the District computer network for Internet access. To obtain Internet access, all students must have parental permission.

Access to the Internet will enable students to explore thousands of libraries, databases, and bulletin boards while exchanging messages with Internet users throughout the world. Families should be aware that some material accessible via the Internet may contain items that are illegal, defamatory, inaccurate or potentially offensive. While our intent is to make Internet access available to further educational goals and objectives, students may find ways to access other materials as well. We believe that the benefits to students from access to the Internet, in the form of information resources and opportunities for collaboration, exceed any disadvantages. But ultimately, parents and guardians of minors are responsible for setting and conveying the standards that their children should follow when using media and information sources.

Media Release Form

We need your permission to use a person's photograph, voice, and/or name in various media projects. Please read the following, then select your desired option. Thank You.

Yes I consent. I grant permission for my child to participate and appear in video or audio recordings, films, photographs, written articles, or on websites and social media sites. This consent includes the use and editing of my child's image, voice and name in media projects by the Anchorage School District to print, broadcast or Internet media outlets, such as newspapers, radio and television stations and news websites. In consideration of the opportunity for my child to participate, I release the Anchorage School District, including its employees and contractors, from all claims resulting from the use and editing of my child's image, voice or name, and the use, sale, editing and release to media outlets.

No I do not consent. I do not grant permission to non-ASD use of my child's photograph, voice and/or name in various media projects.

Release of Student Directory Information: K-12

As a parent (or a student 18 or over), you have the right to prohibit the Release of Student Directory Information about your student.

What is Student Directory Information?

"Student Directory Information" is information about students that may be disclosed by the Anchorage School District (ASD) to identify enrollment and to publicize student accomplishments and activities. Examples of publication include:

- * The annual yearbook
- * A playbill showing your student's role in a drama production
- * Graduation programs
- * Honor roll or other recognition lists
- * Sports activity sheets, such as for wrestling, showing weight and height of team members

Library Card Consent

Anchorage Public Library (APL) in partnership with the Anchorage School District will give parents/guardians the choice to get a public library access number for their student when they register for school in the Anchorage School District (ASD). The ASD will provide this opportunity to all ASD K-12 students through the ASD online registration process. This consent must be reauthorized annually. The ASD library number will serve as the APL library access number.

Online Student Handbooks

Student Handbooks are now online at <http://www.asdk12.org/students/handbooks>.

Parents and students are responsible for reading and understanding the information in the Student Handbook. School administrators are available to help with questions or concerns. If you need a paper copy, please request one from your school's office staff.

I acknowledge that I know where to access my student's handbook.

The Anchorage School District is committed to providing parents and students with the most up-to-date information about its schools. This includes academic programs, activities, and behavior expectations.

Thank you.

Pantalla de Resumen

Verifique que la información esté correcta. Si necesita hacer correcciones, haga clic en el botón **Verde Editar**.

Applicant / Application:		
Applicant - Relationship: Parent/Mother Test [Mother]	PIN: 1318329	Applicant Email: email@yahoo.com
Projected School: Abbott Loop Elementary	Projected Grade: 3rd	Current Date: 4/18/2017

Student Information (Non-Editable)		
First Name: Student	Middle Name: 	Last Name: Test
Suffix:	Other Name:	Gender: Female
Ethnicity: Hispanic	Date Of Birth: 7/1/2009	Birthplace:
Primary Language: English	Residence Address: 12142 Copper Mountain Dr Eagle River AK 99577305	Home Language: English
		Mailing Address: No Address on File

Student Information (Editable)	Edit
--------------------------------	----------------------

Página de la Firma

Signature
Please print this page for your records. This information will also be sent via email to: email@yahoo.com
<p>Your electronic signature legally binds you to the document to the same extent as signing a paper copy of the document. Please take a moment to verify that the information you electronically signed is accurate. By submitting this electronic signature, you have verified that you are the individual whose log-in information was used to access this application. You are expected to protect the security of your account. That means you should not share your password with anyone else, or let anyone else use your electronic signature. If you discover any evidence that someone else has used your electronic signature or gained access to your account or password, please report it promptly to ASD.</p> <p>With the submission of your electronic signature, you have agreed to the above terms and conditions.</p> <p>*Parent/Guardian Signature:</p> <input type="text" value="Parent Test"/> x

Pantalla de Confirmación

<p>Congratulations!</p> <p>You have successfully registered Student Test in 3rd grade at Abbott Loop Elementary. In a few minutes you should receive a confirmation email sent to email@yahoo.com.</p> <p>Please visit https://www.asdk12.org/backtoschool/ for useful information. Find out about the upcoming school year including calendars, busing, sports and activities, Student Nutrition, and more.</p> <p>We look forward to seeing you!</p> <p><input type="button" value="OK"/></p>
--