

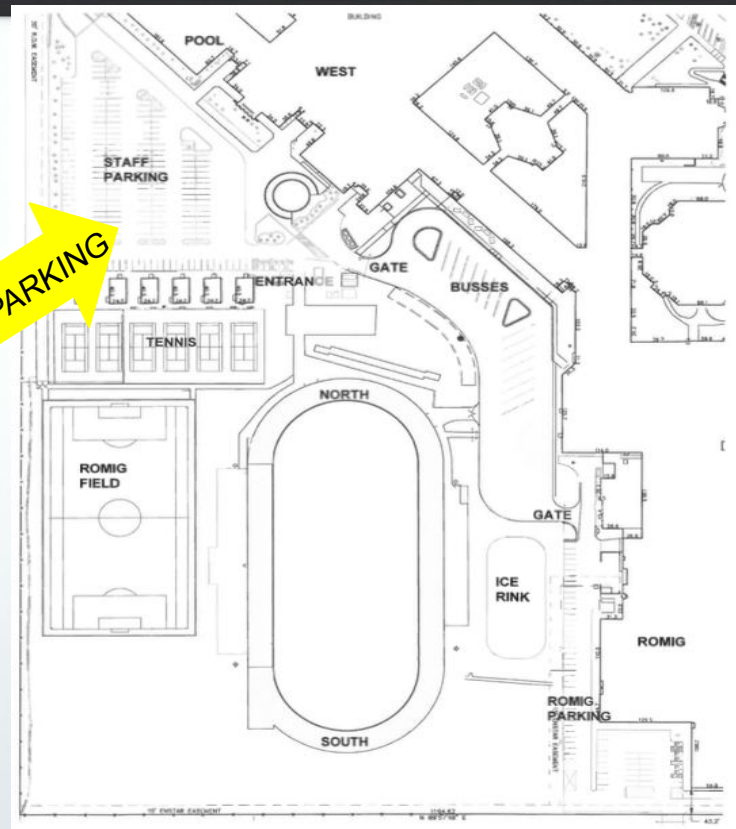
KING TECH HIGH SCHOOL GRADUATION

Tuesday, May 11th, 6:30 PM,
West High School Stadium



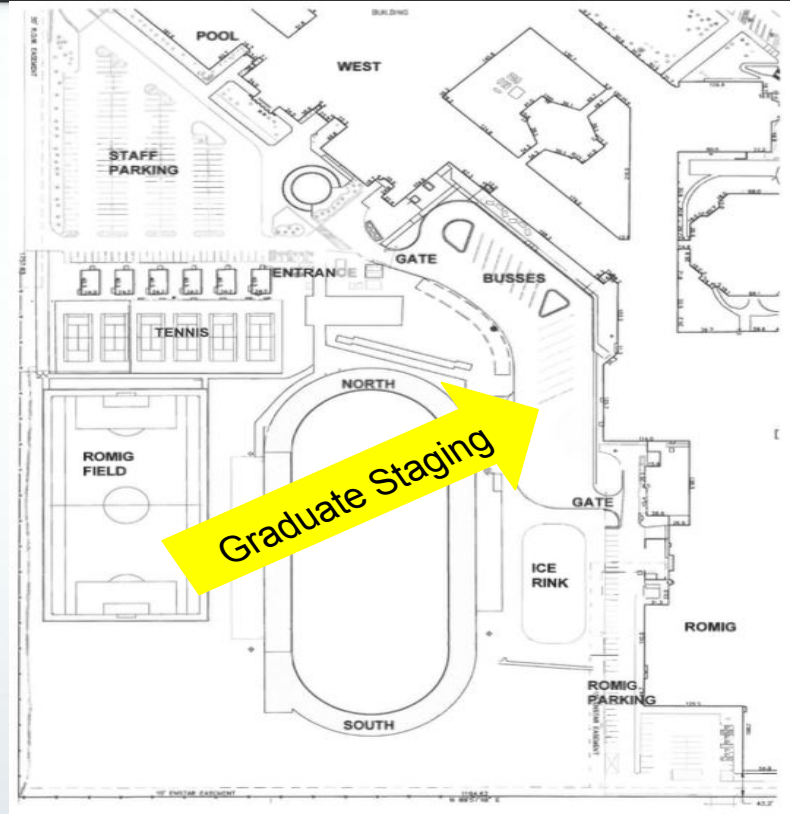
ARRIVAL TIME AND PARKING

- + Students should arrive at **5:45** pm to line up for graduation
- + Parking is first come first serve
- + Additional parking will be on the other side of the building by the gym



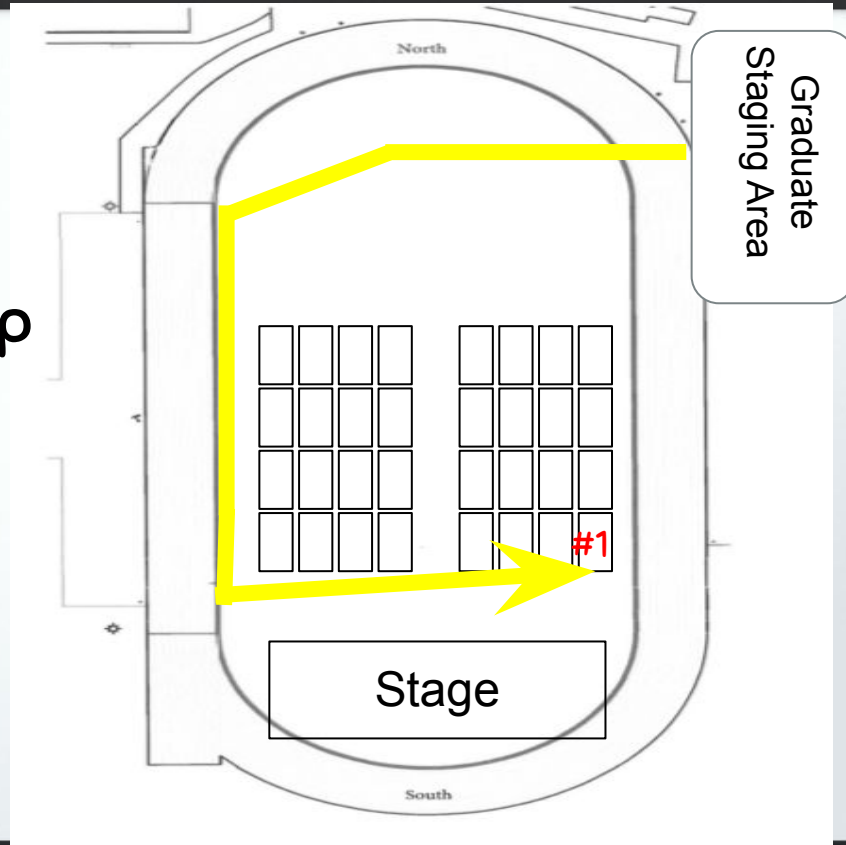
GRADUATE STAGING AND SECURITY CHECK

- + Students will gather and line up for practice in the staging area
- + No additional items will be permitted (keys only). Phones, etc. will have to be returned to student cars. (Just don't bring anything.)



LINE UP

- + Students will line up alphabetically
- + Students stand until after the National Anthem



F= Faculty
G= Grads

On Stage

- Dr. McGinley
- School Board
- District Representative
- Staff Speaker
- 2 Student Speakers

Stage

F F

F F

F G G G G G

G G G G G G

F F

F F

F F

F F

F G G G G G

G G G G G G

F F

F G G G G G

G G G G G G

F G G G G G

G G G G G G

G G G G G G

G G G G G G

X X X X X X

X X X X X X

F F F F F F

F F F F F F

F F F F F F

F F F F F F

F F F F F F

F F F F F F

F F F F F F

F F F F F F

OUTLINE OF CEREMONY-KING TECH

**King Tech High School
Commencement
May 11th, 2021**

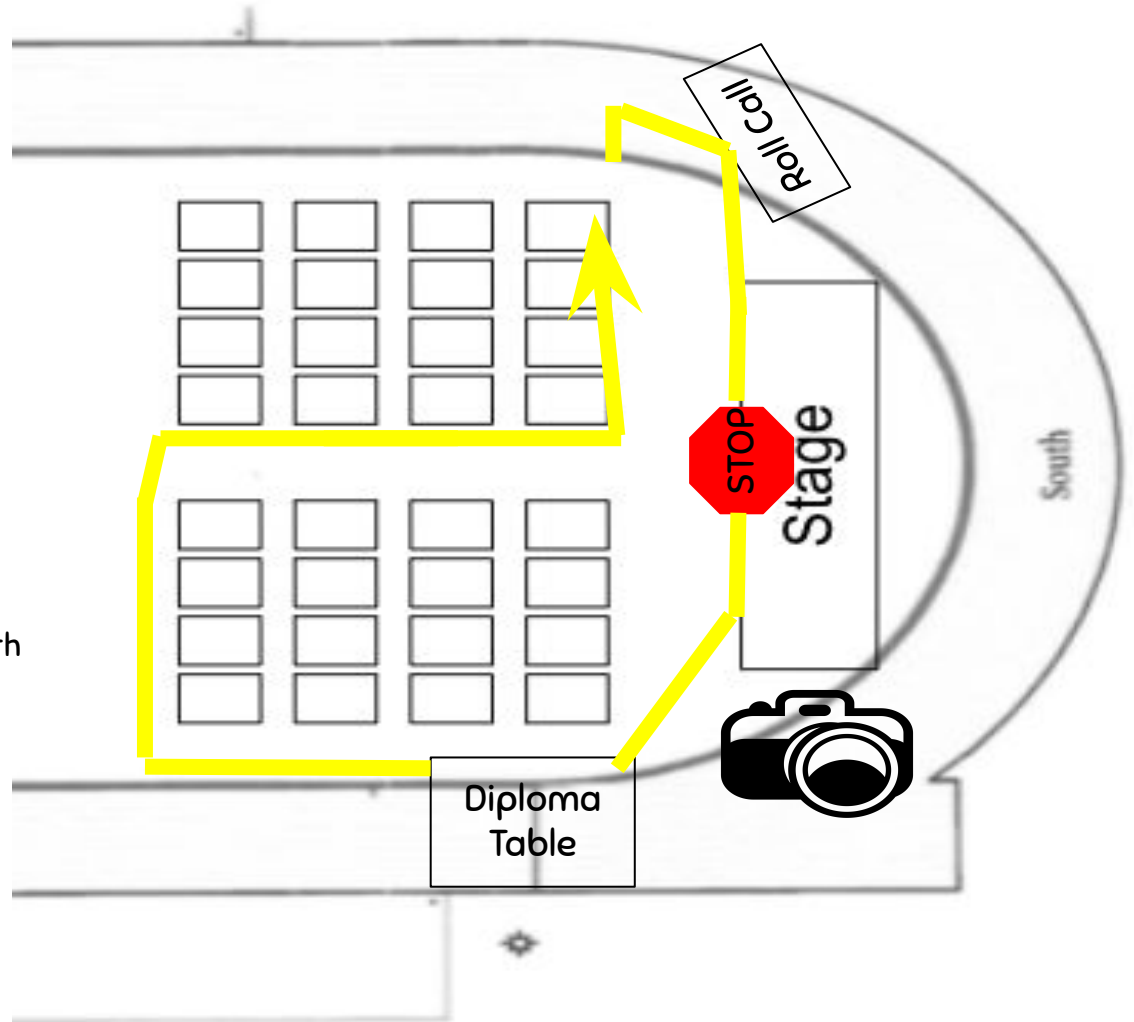
Processional	Pomp and Circumstance
Welcome	Dr. Kern McGinley, Principal
National Anthem	Sweet Chillys Quartet
Student Speakers	Blaize Gillespie Gabriel Dobson
Staff Speaker	Heidi Valantas, teacher
Music	Sweet Chillys Quartet
Roll Call	Paige Petr, counselor Julie Vincek, counselor
Presentation of the Class of 2021	Dr. Kern McGinley, Principal
Acceptance of the Class of 2021	Dora Wilson, ASD School Board
Turning of the Tassel	Dr. Kern McGinley, Principal
Recessional	Graduates

PROCESS FOR WALKING ACROSS THE STAGE

- + Grad will hand note card to staff member reading roll call, then walk to stage.
- + Grad stops mid stage to receive diploma cover and take photo with Dr. McGinley.
- + Grad exits stage and head to diploma table to receive your official diploma.
- + Student returns to seat, walking up the middle aisle.



- + You will line up on the left side of the stage next to roll call table.
- + Hand your notecard to roll call reader.
- + Pause mid stage for a photo with Dr. McGinley
- + Head off the stage to take photo with lifetouch
- + Pick up Diploma and awards at table with registrar
- + Head back up the middle aisle to find your seat.



CONGRATULATIONS FROM YOUR TEACHERS

- + Joyful eye contact
- + No handshakes or hugs
- + Know that we are so proud of you and all of your hard work and perseverance!



END OF CEREMONY

- + There will be closing remarks and directives to move your tassel
- + At this point grads typically throw their caps into their air, make sure you put your name inside your cap so you can locate it after tossing.
- + Grads will exit the field immediately and meet your family outside the gates for photo opportunities. You will not be allowed to head to the stands and families will not be allowed onto the field.



GRAD SWAG

Don't forget to pick up your grad swag bags from tables outside the main gates!!!



AFTER CEREMONY

- + Graduates and families will need to retain mitigation protocols post ceremony.



DRESS AND DECORUM

- + Students will be wearing their cap and gowns over their school-appropriate attire.
- + Black masks will be provided.
- + You should have your cap, tassel, gown, and stole.
- + Decorations on cap are not permitted unless you have permission to decorate with cultural regalia, which has to have been pre-approved by admin.
- + Only bring your keys, all other items should be left in car or with family.
- + Heels will not be allowed on turf, unless heel protectors are used (these will be provided).
- + Horns, confetti, or other disruptive items will not be permitted.



IN THE EVENT OF INCLEMENT WEATHER

- + The program may be modified to fit the weather conditions.
- + The speeches may be recorded and posted online.
- + The diplomas will be mailed to the student's official address.

